

## MONTHLY COFFEE REPORT-JULY 2025

### Key Highlights

A total of 997,105 60-kilo bags of coffee valued at US\$ 289.60 million (UGX 898.80 billion) were exported in July 2025 at an average price of US\$ 4.19/kilogram, US cents 57 lower than US\$ 4.76/Kilogram in June 2025, and US cents 8 lower than US\$ 4.27/kilogram in July 2024. This was an increase of 21.38% and 19.08% in quantity and value respectively compared to the same month last year.

Farm-gate prices for Robusta Kiboko averaged UGX **5,250** per kilogram; FAQ UGX **10,250** per kilogram, Arabica parchment UGX **13,750** per kilogram and Drukar UGX **12,500** per kilogram.

## COFFEE YEAR 2024/25- ISSUE10

Coffee exports for twelve months (August 2024-July 2025) totaled 7.93 million bags worth US\$ 2.25 billion (UGX 8.07 Trillion) compared to 6.88 million bags worth US\$ 6.88 1.41 billion (UGX 5.06 trillion) in the previous year (August 2023-July 2024). This represents an increase of 15.29% and 59.42% in quantity and value respectively.

65% of the export total volume was exported by top 10 exporters, out of 91 companies which performed during the month compared to 68% in the month of June 2025.

Wugar had the highest price at US\$ 7.20 per kilogram

Coffee exports for the first ten month of coffee year 2024/25 (October 2024-July 2025) were 6.55 million bags worth US\$ 1.88 billion compared to 4.98 million bags worth US\$ 1.03 billion in the same period the previous year (October 2023-July 2024).

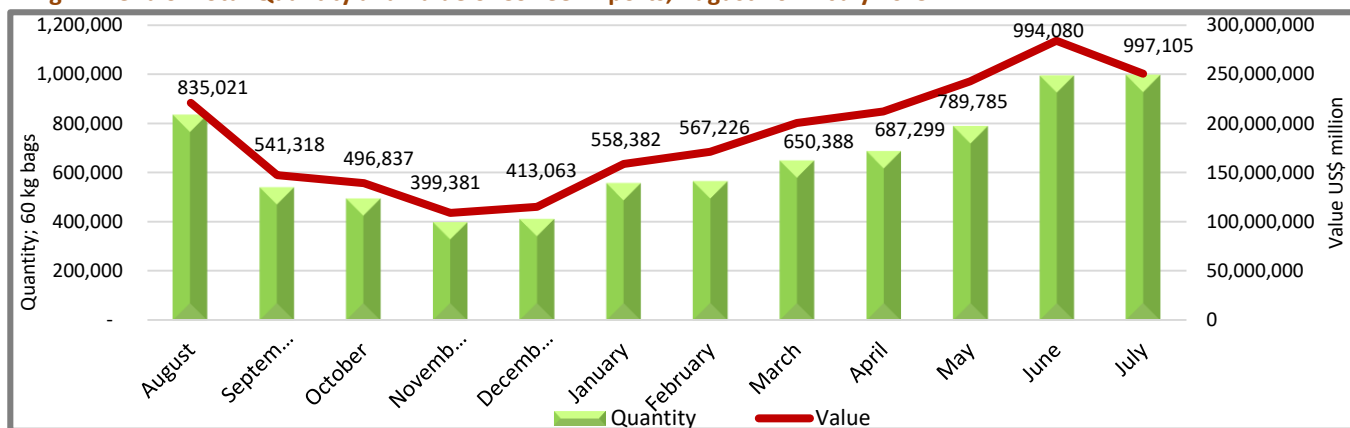
### 1. Coffee exports

Coffee exports in July 2025, amounted to 997,105 bags worth US\$ 250.60 million (UGX 898.80 billion). This comprised of 914,448 bags of Robusta valued at US\$ 220.54 million (UGX 790.98 billion) and 82,105 bags of Arabica valued at US\$ 30.06 million (UGX 107.83 billion) (see Table 1 and Annex 1). This was an increase of 21.38% and 19.08% in quantity and value respectively compared to the same month last year. Compared to the same month of last year (July 2024), Robusta increased by 18.40% and 11.40% in quantity and value respectively, while Arabica exports increased by 68.18% and 140.87% in quantity and value respectively.

Coffee export volume was higher than the previous year on account of a good crop harvest in most coffee growing regions especially Greater Masaka and South Western Regions. Export value of coffee was also higher due to the higher volumes. The average price was however lower than last year as global prices decreased due to signs of increased supply from Vietnam and new harvest from Brazil.

Coffee exports for twelve months (August 2024-July 2025) totaled 7.93 million bags worth US\$ 2.25 billion compared to 6.88 million bags worth US\$ 1.41 billion in the previous year (August 2023-July 2024). This represents an increase of 15.29% and 59.42% in quantity and value respectively.

**Fig 1: Trend of Total Quantity and Value of Coffee Exports, August 2024- July 2025**



**Table1: Comparison of Coffee Exports of July 2024 and July 2025**

Period/Coffee Type	2024		2025		%age Change	
	Qty(60-kg bags)	Value (US \$)	Qty(60-kg bags)	Value (US \$)	Qty	Value
July Total	821,501	210,449,269	997,105	250,603,113	↑ 21.38	↑ 19.08
Robusta	772,352	197,968,226	914,448	220,539,474	↑ 18.40	↑ 11.40
Arabica	49,149	12,481,044	82,657	30,063,639	↑ 68.18	↑ 140.87

## 2. Exports by Type and Grade

**Table 2** shows coffee exports by type, grade and average price realized for each grade during the month of July 2025.

The average export price was US\$ 4.19 per kilogram, US cents 57 lower than in May 2025 (US\$ 5.76). It was US cents 8 higher than in July 2024 (US \$ 4.27/kilogram). Robusta exports accounted for 92% of total exports, higher than 89% in June 2025. The average Robusta price was US\$ 4.02 per kilogram, 55 cents lower than US\$ 4.57 per kilo the previous month. The highest price was for Organic Robusta sold at US\$ 4.73 per kilogram, followed by Screen 17 sold at US\$ 4.28 per kilogram.

**Table 2: Coffee Exports by Type, Grade & Unit Price in July 2025**

Coffee type	Quantity 60-Kilogram Bags	%-age Quantity	Value in US \$	%-age Value	Unit Price US\$/Kilogram
<b>Total</b>	<b>997,105</b>		<b>250,603,113</b>		<b>4.19</b>
Organic Robusta	1,349	0.15	382,751	0.17	4.73
Washed Robusta	3,040	0.33	742,937	0.34	4.07
Screen 18	147,519	16.13	36,403,133	16.51	4.11
Screen 17	65,872	7.20	16,907,864	7.67	4.28
Screen 15	475,730	52.02	115,249,119	52.26	4.04
Screen 12	126,921	13.88	30,811,971	13.97	4.05
BHP 1199	40,788	4.46	8,818,152	4.00	3.60
Other Robustas	53,229	5.82	11,223,548	5.09	3.51
<b>Total Robustas</b>	<b>914,448</b>	<b>100.00</b>	<b>220,539,474</b>	<b>100.00</b>	<b>4.02</b>
Sustainable Arabica	90	0.11	33,655	0.11	6.23
Organic Drugar	666	0.81	249,760	0.83	6.25
Mt Elgon A+	852	1.03	363,490	1.21	7.11
Mt Elgon AA	317	0.38	120,071	0.40	6.31
Mt Elgon A	1,800	2.18	752,386	2.50	6.97
Bugisu Aa	7,155	8.66	2,898,974	9.64	6.75
Bugisu Ab	3,460	4.19	1,400,565	4.66	6.75
Bugisu Cpb	1,694	2.05	651,996	2.17	6.41
Bugisu C	173	0.21	59,177	0.20	5.70
Mixed Arabica	640	0.77	128,678	0.43	3.35
Wugar	8,237	9.97	3,559,392	11.84	7.20
Drugar	44,723	54.11	17,023,351	56.62	6.34
Other Arabicas	12,850	15.55	2,822,143	9.39	3.66
<b>Total Arabicas</b>	<b>82,657</b>	<b>100.00</b>	<b>30,063,639</b>	<b>100.00</b>	<b>6.06</b>

The share of Sustainable/washed coffee to total Robusta exports was 0.51% slightly higher than 0.22% in June 2025.

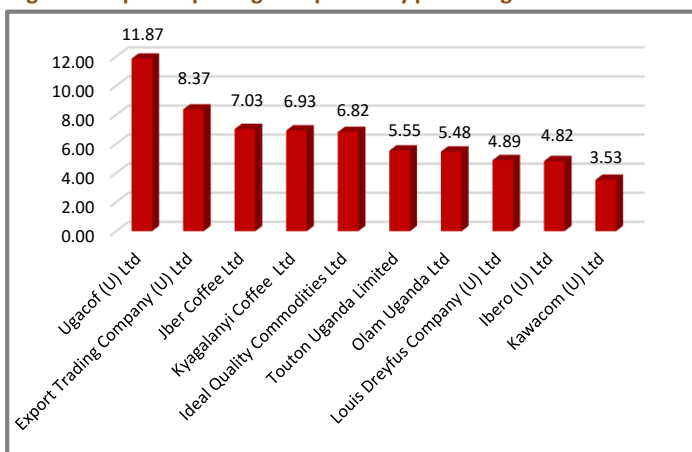
Arabica fetched an average price of US\$ 6.06 per kilogram US cents 33 lower than the previous month (US\$ 6.39). The highest price was for Wugar sold at US\$ 7.20 per kilogram. It was followed by Mt. Elgon A+ sold at US\$ 7.11 per kilogram. Drugar was sold at US\$ 6.34 per kilogram, 1 cent lower than US\$ 6.35 per kilogram the previous month. Drugar exports were 54% of total Arabica exports lower than 63% the previous month. The share of sustainable Arabica exports to total Arabica exports was 5 %, higher than 2% in June 2025.

## 3. Individual Exporter Performance

**Figure 2** shows the top 10 export companies' performance in the month of July 2025. Ugacof (U) Ltd had the highest market share of 11.87% compared to 12.18% in June 2025. It was followed by Export Trading Company (U) Ltd 8.37% (10.17%), Iber Coffee Ltd 7.03% (5.98%), Kyagalanyi Coffee Ltd 6.93% (5.17%) Ideal Quality Commodities Ltd 6.82% (6.08%), Touton Uganda Limited 5.55% (7.06%), Olam Uganda Limited 5.48% (8.02%), Louis Dreyfus Company (U) Ltd 4.89% (4.47%) Ibero (U) Ltd 4.82% (2.93%), and Kawacom (U) Ltd 3.53% (2.71%) *\*The figures in brackets represent percentage market share held in June 2025.* 6.82%

The top 10 exporters held a market share of 65% lower than 68% the previous month reflecting competition at exporter level. Out of the 91 exporters who exported, 59 exported Robusta Coffee only while 11 exported Arabica coffee only. **Annex 2** shows a detailed list of exporters' performance in July 2025.

**Figure 2: Top 10 Exporting Companies by percentage market share**




#### 4. Coffee Exports By Destination

The destinations of Uganda's coffee exports during the month of July 2025 are shown in **Fig 3** (details in **Annex 3**). Italy maintained the highest market share with 31.14% compared to 34.67% last month. It was followed by Sudan 12.51% (7.80%), Germany 11.40% (12.22%), Algeria 6.15% (4.25%), and Belgium 4.16% (2.34%). *The figures in brackets represent percentage market share held in June 2025.* The first 10 major destinations of Uganda coffee took a market share of 79.88% compared to 79.19% the previous month. Coffee exports to African countries totaled 236,691 bags, a market share of 24% compared to 169,663 bags (16%) the previous month. African countries that imported Uganda coffee included Sudan, Algeria, Morocco, Egypt, Tunisia, South Africa, Libya Tanzania, Kenya, Somalia, and Senegal. Europe remained the main destination for Uganda's coffees with a 61% import share, lower than 68% in June 2025.

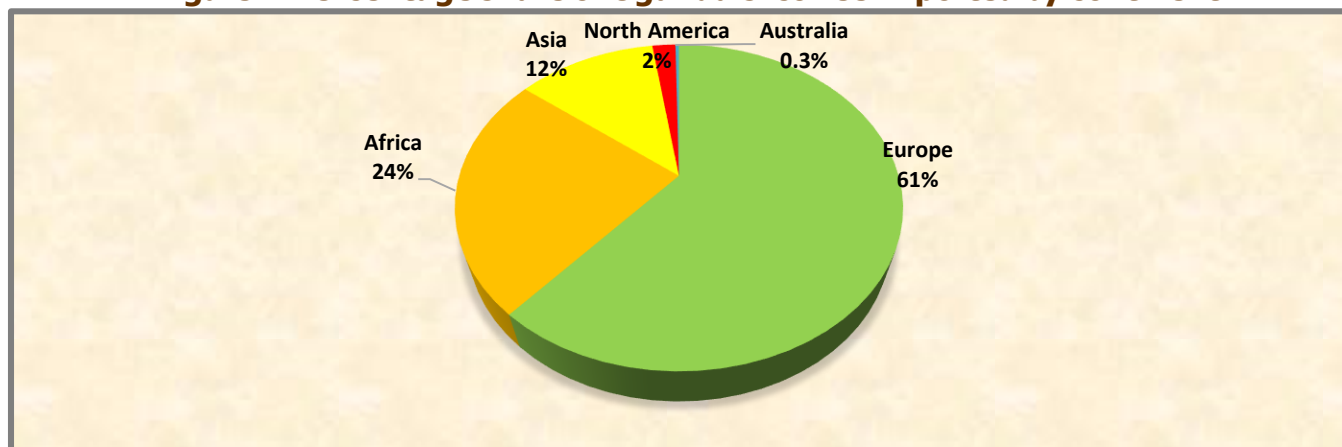
#### 5. Foreign buyers of Uganda Coffee

**Annex 4** shows a list of Uganda coffee foreign buyers in July 2025. The top 10 buyers held a market share of 51.27% lower than 55.19% the previous month. Sucafina led with a market share of 11.64% compared to 12.16% in June 2025. It was followed by Olam International 6.48 % (9.25%); Louis Dreyfus 6.06% (5.01%); Bernhard Rothfos 5.68% (3.92%); Touton SA 5.54% (8.04%) Ecom Agro Industialst 3.79% (3.97%); Koninklijke Douwe Egberts B.V 3.50% (5.75%) ETG Commodities B.V 2.88 % (3.40%), Volcafe Ltd 2.85% (1.65%) and Almagsora International 2.84% (1.10%); *The figures in brackets represent percentage marketshare held in June 2025* 5.68%

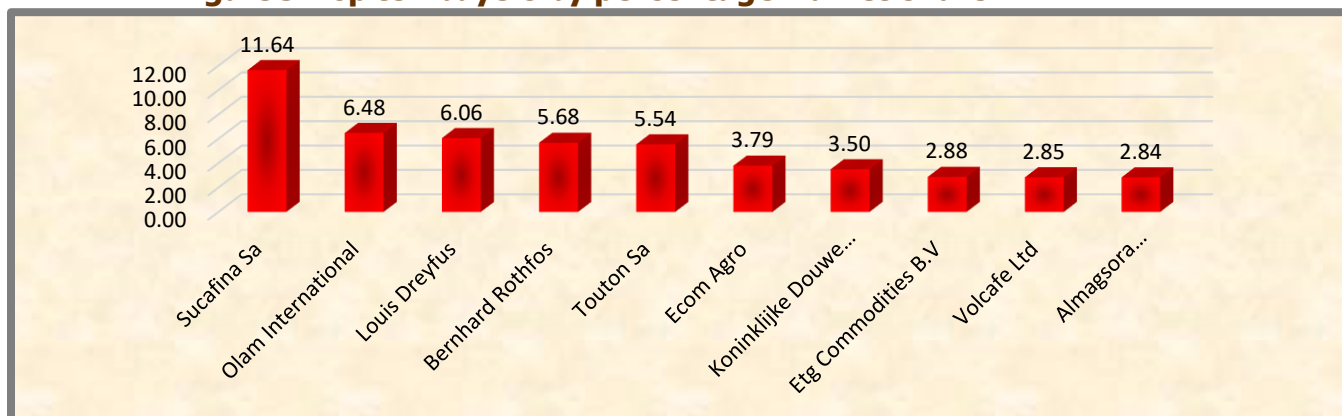
**Figure 3: Top ten export destinations by percentage market share**



**Figure 4: Percentage share of Uganda's coffee imported by continent**



**Figure 5: Top ten buyers by percentage market share**



## 6. Global Situation

World coffee production for 2025/26 is forecast to be 4.3 million bags higher than the previous year to a record 178.7 million due to continued recovery in Vietnam and Indonesia as well as record output in Ethiopia. World coffee bean exports are forecast 700,000 bags higher to 122.3 million as gains from Vietnam, Ethiopia, and Indonesia more than offset losses from Brazil and Colombia. Global consumption is forecast at 169.4 million bags, while ending inventories are expected to remain tight at 22.8 million bag. (United States Department of Agriculture, Coffee: World Markets and Trade report-June 2025).

## 7. Local Situation

During the month of July 2025, farm gate prices ranged from UGX 5,000/=–5,500/= per kilogram of Kiboko (Robusta dry cherries); UGX 10,000/=–10,500/= for FAQ (Fair Average Quality); UGX 13,500–14,000/= for Arabica Parchment; and UGX 12,000/=–13,000/= per kilogram for Drugar. Robusta Kiboko averaged UGX 5,250/= lower than UGX 5,750/= Robusta FAQ averaged UGX 10,250/= lower than UGX 11,500, Arabica parchment UGX 13,750 per kilogram, lower than UGX 14,000/= per kilogram the previous month Drugar UGX 12,500/= per kilogram lower than UGX 13,500 per kilogram the previous month

## 8. Coffee Development Activities

In July 2025, a range of strategic interventions were implemented to boost coffee production, improve productivity and enhance market access and competitiveness of Uganda's coffee in both domestic and international markets. A total of 3,816 farmers across all major coffee-growing regions benefited from 110 specialized training sessions. These sessions focused on key areas including: pest and disease management, soil fertility and conservation, coffee establishment and rehabilitation, post-harvest handling, climate-smart agriculture, cooperative formation, and coffee farming as a business.

As part of the extension support, 309 farm visits were conducted, reaching 1,564 farmers with practical, on-site technical guidance. These visits also support disease surveillance and the implementation of Good Agronomic Practices (GAPs).

In an effort to promote coffee growing in non-traditional regions, a total of 2,283,726 seedlings were distributed to 1,396 farmers in Mid North and West Nile regions.

To support quality enhancement along the coffee value chain, two sensitization workshops were conducted on post-harvest handling practices, targeting improved coffee quality. These workshops engaged 72 participants in Northern and South West regions. Additionally, two regional mini taskforces were deployed in the South West and Northern regions to strengthen compliance and quality assurance. As part of regulatory enforcement and monitoring, 405 value chain actors were inspected, including 174 coffee factories, 167 stores, 58 wet mills, 1 grading unit, and 5 roasteries. From these inspections, 226 operators were registered for licensing, comprising: 82 hullers, 54 buyers, 79 store operators and 11 roasters.

## 9. Outlook for August 2025

Uganda's Coffee exports are projected to reach 700,000 60-kilo bags in August 2025. The main harvest season in Greater Masaka and south west and the fly crop North of equator has ended. However farmers and traders are still having stocks that were withheld as they waited for improvement in the coffee prices.

## Annex 1: Comparative Coffee Export Performance – 60-kilo bags; US\$

Coffee Year	2023/24		2024/25		%age Change	
	Quantity	Value \$	Quantity	Value \$	Quantity	Value \$
<b>Grand Total</b>	<b>4,980,659</b>	<b>1,034,201,917</b>	<b>6,553,546</b>	<b>1,883,520,467</b>	<b>31.58</b>	<b>82.12</b>
<b>Total Robusta</b>	<b>4,260,790</b>	<b>873,651,427</b>	<b>5,741,580</b>	<b>1,592,783,072</b>	<b>34.75</b>	<b>82.31</b>
<b>Total Arabica</b>	<b>719,819</b>	<b>160,550,492</b>	<b>810,466</b>	<b>290,267,153</b>	<b>12.59</b>	<b>80.79</b>
<b>July</b>	<b>821,501</b>	<b>210,449,269</b>	<b>997,105</b>	<b>250,603,113</b>	<b>21.38</b>	<b>19.08</b>
Robusta	772,352	197,968,226	914,448	220,539,474	18.40	11.40
Arabica	49,149	12,481,044	82,657	30,063,639	68.18	140.87
<b>June</b>	<b>667,591</b>	<b>162,615,789</b>	<b>994,080</b>	<b>284,114,514</b>	<b>48.91</b>	<b>74.72</b>
Robusta	614,710	150,103,761	889,112	243,826,547	44.64	62.44
Arabica	52,881	12,512,029	104,968	40,287,967	98.50	221.99
<b>May</b>	<b>552,569</b>	<b>127,130,264</b>	<b>789,785</b>	<b>242,894,813</b>	<b>42.93</b>	<b>91.06</b>
Robusta	473,053	107,819,987	687,836	202,613,616	45.40	87.92
Arabica	79,516	19,310,277	101,949	40,281,197	28.21	108.60
<b>April</b>	<b>391,307</b>	<b>84,884,216</b>	<b>687,299</b>	<b>212,257,387</b>	<b>75.64</b>	<b>150.06</b>
Robusta	290,367	61,569,421	588,199	175,257,496	102.57	184.65
Arabica	100,940	23,314,795	99,100	36,999,891	-1.82	58.70
<b>March</b>	<b>334,556</b>	<b>65,655,972</b>	<b>650,388</b>	<b>200,551,178</b>	<b>94.40</b>	<b>205.46</b>
Robusta	248,465	46,648,728	530,067	156,575,076	113.34	235.65
Arabica	86,091	19,007,244	120,321	43,976,102	39.76	131.36
<b>February</b>	<b>434,418</b>	<b>82,497,196</b>	<b>567,226</b>	<b>171,147,840</b>	<b>30.57</b>	<b>107.46</b>
Robusta	372,393	68,551,564	476,471	138,181,685	27.95	101.57
Arabica	62,025	13,945,632	90,755	32,966,155	46.32	136.39
<b>January</b>	<b>480,936</b>	<b>85,342,750</b>	<b>558,382</b>	<b>158,708,133</b>	<b>16.10</b>	<b>85.97</b>
Robusta	402,858	68,047,675	492,401	137,361,401	22.23	101.86
Arabica	78,078	17,295,075	65,981	21,346,732	-15.49	23.43
<b>December</b>	<b>401,994</b>	<b>66,010,411</b>	<b>413,063</b>	<b>115,021,040</b>	<b>2.75</b>	<b>74.25</b>
Robusta	337,634	52,928,321	365,837	99,905,926	8.35	88.76
Arabica	64,310	13,082,090	47,226	15,115,114	-26.57	15.54
<b>November</b>	<b>426,087</b>	<b>70,731,643</b>	<b>399,381</b>	<b>108,865,154</b>	<b>-6.27</b>	<b>53.91</b>
Robusta	338,905	53,156,583	340,839	91,224,188	0.57	71.61
Arabica	87,182	17,575,060	58,542	17,640,965	-32.85	0.37
<b>October</b>	<b>469,700</b>	<b>78,884,407</b>	<b>496,837</b>	<b>139,357,295</b>	<b>5.78</b>	<b>76.66</b>
Robusta	410,053	66,857,161	456,370	127,297,663	11.30	90.40
Arabica	59,647	12,027,246	38,967	11,589,391	-34.67	-3.64

## Annex 2: List of Coffee Exporters and their Market Shares: July 2025

EXPORTING COMPANY	POSITION HELD IN JUNE	QUANTITY (Bags)		PERCENTAGE MARKET SHARE		
		Robusta	Arabica	Total	Individual	Cumulative
<b>Total</b>		<b>914,448</b>	<b>82,657</b>	<b>997,105</b>	<b>100</b>	
1 Ugacof (U) Ltd	1	96,561	21,806	118,367	11.87	11.87
2 Export Trading Company (U) Ltd	2	83,483		83,483	8.37	20.24
3 Jber Coffee Ltd	6	70,064	5	70,069	7.03	27.27
4 Kyagalanyi Coffee Factory Ltd	8	52,496	16,605	69,101	6.93	34.20
5 Ideal Quality Commodities Ltd	5	68,042		68,042	6.82	41.02
6 Touton Uganda Limited	4	46,353	8,956	55,309	5.55	46.57
7 Olam Uganda Ltd	3	49,743	4,878	54,621	5.48	52.05
8 Louis Dreyfus Company (U) Ltd	9	48,726		48,726	4.89	56.94
9 Ibero (U) Ltd	12	45,729	2,357	48,086	4.82	61.76
10 Kawacom (U) Ltd	13	30,900	4,306	35,206	3.53	65.29
11 Besmark Coffee Company Limited	11	32,206	334	32,540	3.26	68.55
12 JKCC General Supplies Ltd	7	31,600		31,600	3.17	71.72
13 Drk General Merchants Ltd	14	29,788		29,788	2.99	74.71
14 Abbarci Industries Limited	16	24,122	350	24,472	2.45	77.16
15 Sena Indo Uganda Limited	10	15,908	4,594	20,502	2.06	79.22
16 Gadesam Enterprise Limited	28	20,374		20,374	2.04	81.26
17 Commodity Solutions (U) Ltd	15	12,359	640	12,999	1.30	82.57
18 Darley Investments Ltd	20	7,786	2,950	10,736	1.08	83.64
19 Coffee World Ltd	18	8,160	2,380	10,540	1.06	84.70
20 Grainpulse Ltd	27	9,582	700	10,282	1.03	85.73
21 Sukuma Commodities Limited	22	10,082		10,082	1.01	86.74
22 Discovery Trading Limited	42	8,636		8,636	0.87	87.61
23 African Trade Winds Ltd	31	8,283		8,283	0.83	88.44
24 Noble Commodities (U) Ltd	17	7,971		7,971	0.80	89.24
25 Gisha Coffee Ltd	19	6,940		6,940	0.70	89.94
26 Rezlex Investment Ltd	24	6,705		6,705	0.67	90.61
27 Agri Evolve	23		5,640	5,640	0.57	91.17

## Annex 2: List of Coffee Exporters and their Market Shares: July 2025

Exporting Company	POSITION HELD IN JUNE	QUANTITY (Bags)		Percentage Market Share		
		Robusta	Arabica	Total	Individual	Cumulative
28 Equator Peak Coffee International Ltd	68	4,490		4,490	0.45	91.62
29 Deluxe Commodities-smc Limited	39	4,474		4,474	0.45	92.07
30 Kamaba Coffee Dealers (Kcd) Limited		4,200		4,200	0.42	92.49
31 Equatorial Beans Factory Ltd	21	3,411	755	4,166	0.42	92.91
Ankole Coffee Producers Coop Union 32 Ltd		4,120		4,120	0.41	93.33
33 Platinum Commodities (Jkr) Ltd	35	3,416		3,416	0.34	93.67
34 Rhino Seeds Africa Limited	38	3,000		3,000	0.30	93.97
35 Rubanga Cooperative Society Ltd	33	2,960		2,960	0.30	94.27
36 Aroma Commodities Limited	30	2,832		2,832	0.28	94.55
37 Emirundi Trade Co. Ltd	43	2,784		2,784	0.28	94.83
38 Drogo Commodities Limited	36	2,688		2,688	0.27	95.10
39 Kaweri Coffee Plantation	37	2,680		2,680	0.27	95.37
40 Black House Trading Co. Limited	25	2,323	334	2,657	0.27	95.63
41 Mj Nutrition		2,400	230	2,630	0.26	95.90
42 Karaz Coffee Factory		2,520		2,520	0.25	96.15
43 Pra Exports Uganda Limited	40	2,370		2,370	0.24	96.39
44 Intouch Trading Ltd		2,100		2,100	0.21	96.60
45 Kasiita Coffee Solutions Limited		2,100		2,100	0.21	96.81
Superbia International Coffee Trade 46 Ltd	70	2,004		2,004	0.20	97.01
47 Banta African Coffee Limited	29	2,003		2,003	0.20	97.21
48 Agrocaf International Company Ltd	67	1,980		1,980	0.20	97.41
49 Cablinks Establishments Limited	80	1,920		1,920	0.19	97.60
50 Ishaka Quality Commodities Ltd	46	1,770		1,770	0.18	97.78
51 Zigoti Coffee Works Ltd	66	974	320	1,294	0.13	97.91
52 Amela Global Limited	52	1,050		1,050	0.11	98.01
53 Bakwanye Trading Co. Ltd	49		1,000	1,000	0.10	98.11
54 Mwanyi Terimba Ltd	62	974		974	0.10	98.21



Annex 2: List of Coffee Exporters and their Market Shares: July 2025

Exporting Company	POSITION HELD IN JUNE	QUANTITY (Bags)		Percentage Market Share		
		Robusta	Arabica	Total	Individual	Cumulative
55 Nyamirama Mutegaya Co-operative Society Ltd	51	960		960	0.10	98.31
56 Xag Coffee Exporters	44	960		960	0.10	98.41
57 Brewfinity Uganda Limited	32	600	320	920	0.09	98.50
58 Farm Truck Logistics & Supplies Ltd	53	350	375	725	0.07	98.57
59 Cents Coffee Limited		700		700	0.07	98.64
60 Creamland Coffee (U) Limited		700		700	0.07	98.71
61 Fourhand Global Limited		700		700	0.07	98.78
62 Kelthan Food Industries	77	700		700	0.07	98.85
63 Totongi Coffee Co. Ltd	64	700		700	0.07	98.92
64 Ugp Traders (U) Limited	65	700		700	0.07	98.99
65 Busingye And Company Ltd	56	668		668	0.07	99.06
66 Geruga Export Limited		664		664	0.07	99.12
67 Damex Imports & Exports Ltd		640		640	0.06	99.19
68 Danimak Investments Limited		640		640	0.06	99.25
69 Kasaali Farmers' Cooperative Society Ltd	73	640		640	0.06	99.32
70 Kwezi Coffee Limited	78	640		640	0.06	99.38
71 Mt Elgon Agroforestry Communities	75		640	640	0.06	99.45
72 Ruga International Limited	81	400		400	0.04	99.49
73 Elsayed Commodities Ltd	59	355		355	0.04	99.52
74 Bugisu Commodity Traders Ltd	55	350		350	0.04	99.56
75 Ekam Coffee Limited	50	334		334	0.03	99.59
76 Thryv Trading Ltd		334		334	0.03	99.62
77 Ubora Speciality Crops Limited		334		334	0.03	99.66
78 Uganda Coffee Farmers Alliance		330		330	0.03	99.69
79 Benja Commodity Traders Limited			325	325	0.03	99.72
80 Bugisu Coop Union Ltd	45		320	320	0.03	99.75



Annex 2: List of Coffee Exporters and their Market Shares: July 2025

Exporting Company	POSITION HELD IN JUNE	QUANTITY (Bags)		Percentage Market Share		
		Robusta	Arabica	Total	Individual	Cumulative
81 Nucafe	71	320		320	0.03	99.79
82 Rwandaro Coffee Farmers Cooperative Ltd			320	320	0.03	99.82
83 Shaori Company Smc Limited		320		320	0.03	99.85
84 Zombo Coffee Partners Limited	84		320	320	0.03	99.88
85 Nilonian Coffee And Tea Ltd			317	317	0.03	99.92
86 Mountain Harvest Smc Limited			212	212	0.02	99.94
87 The Coffee Gardens Limited			201	201	0.02	99.96
88 Infinite Aromas Company Limited		167		167	0.02	99.97
89 Bukonzo Organic Farmers Cooperative Union			150	150	0.02	99.99
90 Step Soluable Limited	90	100		100	0.01	100.00
91 United Organic Coffee Growers Limited			17	17	0.00	100.00

Annex 3: Main Destinations of Uganda Coffee by Type in July 2025							
DESTINATION	POSITION HELD IN JUNE	QUANTITY(60kgbags)		%AGE MARKET SHARE			
		Robusta	Arabica	Total	Individual	Cummilative	
Total		914,448	82,657	997,105	914,448	100	
1	Italy	1	285,016	25,442	310,458	31.14	31.14
2	Sudan	3	124,754		124,754	12.51	43.65
3	Germany	2	99,422	14,237	113,659	11.40	55.05
4	Algeria	5	61,327		61,327	6.15	61.20
5	Belgium	11	36,429	5,100	41,529	4.16	65.36
6	Morocco	7	37,196	350	37,546	3.77	69.13
7	India	5	29,710	585	30,295	3.04	72.17
8	Spain	4	26,453	960	27,413	2.75	74.91
9	Vietnam	12	26,730		26,730	2.68	77.60
10	U.S.A	9	13,716	9,014	22,730	2.28	79.88
11	China	8	17,508	3,966	21,474	2.15	82.03
12	Netherlands	14	18,885	956	19,841	1.99	84.02
13	U.A.E	20	16,668	960	17,628	1.77	85.79
14	Russia	10	13,398	2,654	16,052	1.61	87.40
15	Switzerland	13	12,411		12,411	1.24	88.64
16	Greece	15	9,253	2,150	11,403	1.14	89.78
17	Slovenia	24	9,967		9,967	1.00	90.78
18	Egypt	25	9,680		9,680	0.97	91.76
19	Portugal	18	6,869	2,626	9,495	0.95	92.71
20	Latvia	21	6,885	755	7,640	0.77	93.47
21	France	17	6,280		6,280	0.63	94.10
22	Japan	31	3,670	1,600	5,270	0.53	94.63
23	Turkey	22	4,888	350	5,238	0.53	95.16
24	Tunisia	26	4,930		4,930	0.49	95.65
25	United Kingdom	23	2,880	1,617	4,497	0.45	96.10
26	Jordan	30	3,766		3,766	0.38	96.48
27	South Africa	43	1,580	2,075	3,655	0.37	96.85

Annex 3: Main Destinations of Uganda Coffee by Type in July 2025							
Destination		POSITION HELD IN JUNE	QUANTITY (60kg Bags)		%Age Market Share		
			Robusta	Arabica	Total	Individual	Cumulative
28	Sweden	41	640	2,840	3,480	0.35	97.20
29	Israel	38	3,330		3,330	0.33	97.53
30	Lebanon	29	3,062		3,062	0.31	97.84
31	Australia	32	2,686	344	3,030	0.30	98.14
32	Poland	16	2,463	360	2,823	0.28	98.42
33	South Korea	39	320	2,292	2,612	0.26	98.69
34	Albania	34	1,686		1,686	0.17	98.86
35	Singapore	36	1,600		1,600	0.16	99.02
36	Romania	28	1,310		1,310	0.13	99.15
37	Mexico	19	1,160		1,160	0.12	99.26
38	Canada	33	986		986	0.10	99.36
39	Libya	42	700		700	0.07	99.43
40	Tanzania		700		700	0.07	99.50
41	Estonia		333	334	667	0.07	99.57
42	Iran		666		666	0.07	99.64
43	Malaysia		654		654	0.07	99.70
44	Cape Verde		640		640	0.06	99.77
45	Kenya	40	100	420	520	0.05	99.82
46	Iraq			350	350	0.04	99.85
47	Somalia		334		334	0.03	99.89
48	Saudi Arabia	35		320	320	0.03	99.92
49	Senegal		320		320	0.03	99.95
50	Ukraine		320		320	0.03	99.98
51	Serbia		167		167	0.02	100.00

# Annex 4: List of Foreign Coffee Buyers during the Month of July 2025

BUYERS		POSITION HELD JUNE	QUANTITY (60kg bags)			%AGE MARKET SHARE	
			Robusta	Arabical	Total	Individual	Cumulative
			<b>914,448</b>	<b>82,657</b>	<b>997,105</b>		<b>100</b>
1	Sucafina SA	1	95,800	20,246	116,046	11.64	11.64
2	Olam International	2	59,719	4,878	64,597	6.48	18.12
3	Louis Dreyfus	5	60,444		60,444	6.06	24.18
4	Bernhard Rothfos	7	53,599	2,997	56,596	5.68	29.85
5	Touton SA	3	47,433	7,856	55,289	5.54	35.40
6	Ecom Agroindustrialst	6	33,624	4,206	37,830	3.79	39.19
7	Koninklijke Douwe Egberts B.V	4	34,920		34,920	3.50	42.70
8	ETG Commodities B.V	8	28,723		28,723	2.88	45.58
9	Volcafe Ltd	10	18,392	9,985	28,377	2.85	48.42
10	Almagsora International	16	28,350		28,350	2.84	51.27
11	Epe Cetrade Spa	24	22,044		22,044	2.21	53.48
12	Aldwami Co.	20	15,750		15,750	1.58	55.06
13	Ngon Coffee		15,400		15,400	1.54	56.60
14	Eldegyla	13	14,700		14,700	1.47	58.07
15	Eurocaf Srl	15	13,816	320	14,136	1.42	59.49
16	Vow For Jde		11,880	1,800	13,680	1.37	60.86
17	Pacorini Silocaf Srl	9	13,622		13,622	1.37	62.23
18	Luigi Lavazza Spa	23	10,800		10,800	1.08	63.31
19	Bercher Coffee		9,618		9,618	0.96	64.28
20	Vow For Nestle		8,893	720	9,613	0.96	65.24
21	Hamburg Coffee	11	7,908	960	8,868	0.89	66.13
22	Strauss	18	8,099	694	8,793	0.88	67.01
23	Icona Café	17	5,444	1,360	6,804	0.68	67.70
24	Sarl Algo Food		6,720		6,720	0.67	68.37
25	Bijdendijk B.V		6,608		6,608	0.66	69.03
26	Sucden Coffee	26	6,488		6,488	0.65	69.68
27	Vow For Nespresso		6,440		6,440	0.65	70.33
28	Frey		6,348		6,348	0.64	70.97
29	First International		6,304		6,304	0.63	71.60
30	Others		256,562	26,635	283,197	28.40	100.00

Tel: +256 312-260470  
Email: [info@ugandacoffee.go.ug](mailto:info@ugandacoffee.go.ug)  
website [www.ugandacoffee.go.ug](http://www.ugandacoffee.go.ug)  
July 2025