

**MAAIF**Ministry of Agriculture,  
Animal Industry and Fisheries**MONTHLY COFFEE REPORT-NOVEMBER 2025****COFFEE YEAR 2025/26- ISSUE 2****Key Highlights**

A total of 640,328 60-kilo bags of coffee valued at US\$ 185.99 million (UGX 664.94 billion) were exported in November 2025 at an average price of US\$ 4.84/kilogram, US cents 33 higher than US\$ 4.51/Kilogram in October 2025, and US cents 30 higher than the US\$ 4.54/kilogram in November 2024. This was an increase of 60% and 71% in quantity and value respectively compared to the same month last year.

Farm-gate prices for Robusta Kiboko averaged UGX 6,800/= per kilogram; FAQ UGX **13,700** per kilogram, Arabica parchment UGX **16,500** per kilogram and Drugar UGX **16,500** per kilogram. Bugisu C/PB had the highest price registered. (US\$ 8.38 per kilogram).

Coffee exports for twelve months (December 2024- November 2025) totaled 8.7 million bags worth US\$ 2.4 billion (UGX 8.8 Trillion) compared to 5.8 million bags worth US\$ 1.4 billion (UGX 5.2 trillion) in the previous year (December 2023- November 2024). This represents an increase of 48.49% and 77.33% in quantity and value respectively.

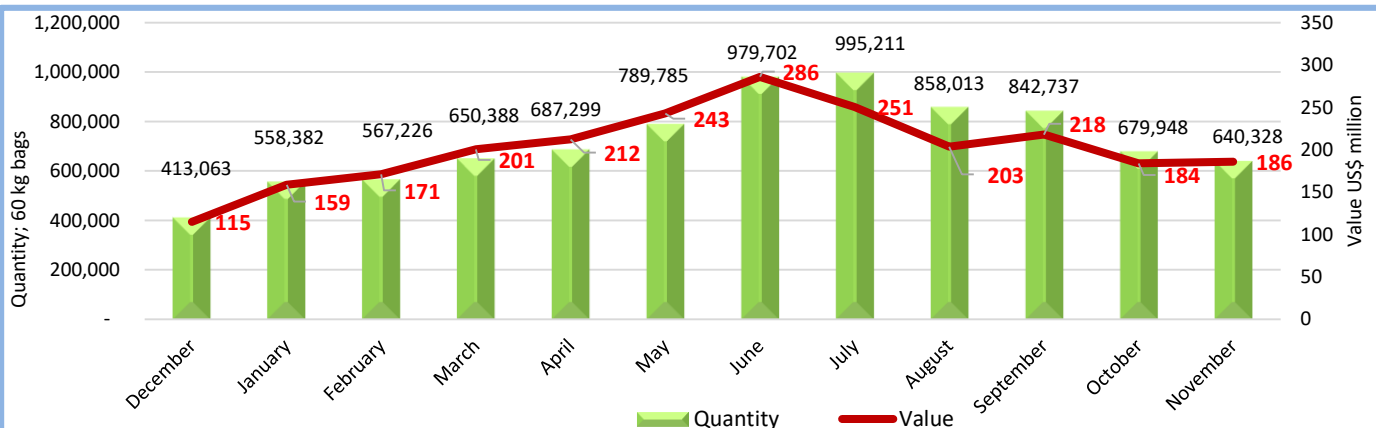
65% of the total export volume was exported by top 10 exporters, out of 76 companies which performed during the month compared to 64% in the month of October 2025. (Annex 1)

**1. Coffee exports**

Coffee exports in November 2025, totaled to 640,328 bags worth US\$ 185.99 million (UGX 664.94 billion). This comprised of 510,091, bags of Robusta valued at US\$ 131.17 million (UGX 468.93 billion) and 130,237 bags of Arabica valued at US\$ 54.83 million (UGX 196.01 billion) (see Table 1). This was an increase of 60% and 70% in quantity and value respectively compared to the same month last year. (November 2024). Robusta increased by 50% and 44% in quantity and value respectively, and Arabica exports increased by 122% and 211% in quantity and value respectively.

Coffee export volume was higher than the previous year on account of increased coffee production as harvest in Central and Eastern regions peaked. Coffee prices at the global scene improved on weather related concerns in Vietnam, the largest global Robusta coffee producer.

Coffee exports for twelve months (December 2024- November 2025) totaled 8.7 million bags worth US\$ 2.4 billion (UGX 8.8 Trillion) compared to 5.8 million bags worth US\$ 1.4 billion (UGX 5.2 trillion) in the previous year (December 2023- November 2024). This represents an increase of 48.49% and 77.33% in quantity and value respectively.

**Fig 1: Trend of Total Quantity and Value of Coffee Exports, December 2024- November 2025****Table1: Comparison of Coffee Exports of November 2024 and November 2025**

Period/Coffee Type	2024		2025		%age Change	
	Qty(60-kg bags)	Value (US \$)	Qty(60-kg bags)	Value (US \$)	Qty	Value
Robusta	340,839	91,224,188	510,091	131,168,262	49.66 ↑	43.79 ↑
Arabica	58,542	17,640,965	130,237	54,829,201	122.47 ↑	210.81 ↑
November Total	399,381	108,865,154	640,328	185,997,463	60.33 ↑	70.85 ↑

## 2. Exports by Type and Grade

**Table 2** shows coffee exports by type, grade and average price realized for each grade during the month of November 2025. The average export price was US\$ 4.84 per kilogram, US cents 33 higher than in October 2025 (US\$ 4.51). It was US cents 30 higher than in November 2024 (US \$ 4.54/kilogram). Robusta exports accounted for 80% of total exports, lower than 87% in October 2025. The average Robusta price was US\$ 4.29 per kilogram, 7 cents higher than US\$ 4.22 per kilo the previous month. The highest price was for Washed Robusta sold at US\$ 5.01 per kilogram, followed by Screen 14 sold at US\$ 4.60 per kilogram.

The share of Sustainable/washed coffee to total Robusta exports was 0.71% slightly lower than 0.78% in October 2025. Arabica fetched an average price of US\$ 7.02 per kilogram US cents 56 higher than the previous month (US\$ 6.46). The highest price was for Bugisu C/PB sold at US\$ 8.38 per kilogram. It was followed by Wugar sold at US\$ 8.16 per kilogram. Drugar was sold at US\$ 6.89 per kilogram, 52 cents higher than US\$ 6.37 per kilogram the previous month, and were 47% of total Arabica exports higher than 46% the previous month. The share of sustainable Arabica exports to total Arabica exports was 5%, lower than 7% in October 2025.

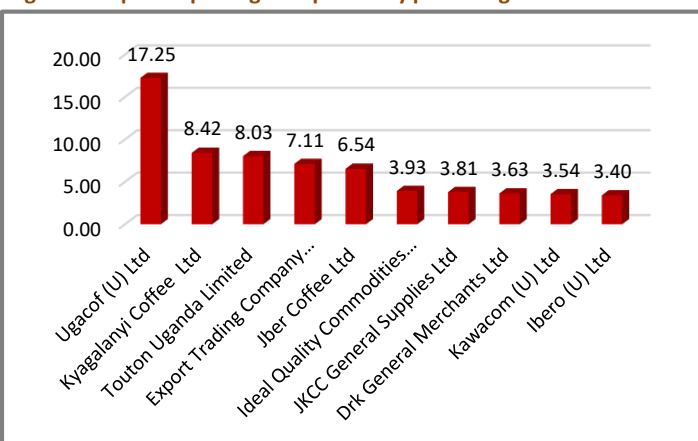
**Table 2: Coffee Exports by Type, Grade & Unit Price in November 2025**

Coffee type	Quantity 60-Kilogram Bags	%-age Quantity	Value in US \$	%-age Value	Unit Price US\$/Kilogram
<b>Total</b>	<b>685,720</b>		<b>185,556,581</b>		<b>4.51</b>
Washed Robusta	4,661	0.78	1,365,652	0.90	4.88
Screen 18	85,546	14.31	23,089,043	15.24	4.50
Screen 17	35,259	5.90	9,726,582	6.42	4.60
Screen 15	295,977	49.50	76,138,001	50.25	4.29
Screen 14	13,163	2.20	3,446,464	2.27	4.36
Screen 12	68,788	11.50	17,789,468	11.74	4.31
BHP 1199	56,535	9.46	12,385,084	8.17	3.65
Other Robustas	37,996	6.35	7,571,825	5.00	3.32
<b>Total Robusta</b>	<b>597,925</b>	<b>100.00</b>	<b>151,512,120</b>	<b>100.00</b>	<b>4.22</b>
Sustainable Arabica	940	1.07	453,389	1.33	8.04
Organic Drugar	520	0.59	246,178	0.72	7.89
Wugar RFA	360	0.41	174,168	0.51	8.06
Mt Elgon A+	320	0.36	106,244	0.31	5.53
Mt Elgon AA	1665	1.90	709,171	2.08	7.10
Mt Elgon A	1662	1.89	702,092	2.06	7.04
Bugisu A+	660	0.75	274,129	0.81	6.92
Bugisu AA	6906	7.87	3,088,430	9.07	7.45
Bugisu A	2,840	3.23	1,179,584	3.46	6.92
Bugisu AB	5,920	6.74	2,665,574	7.83	7.50
Bugisu C/PB	974	1.11	486,874	1.43	8.33
Wugar	11385	12.97	5,243,585	15.40	7.68
Drugar	40,807	46.48	15,606,887	45.84	6.37
Other Arabicas	12,836	14.62	3,108,156	9.13	4.04
<b>Total Arabica</b>	<b>87,795</b>	<b>100.00</b>	<b>34,044,461</b>	<b>100.00</b>	<b>6.46</b>

## 3. Individual Exporter Performance

**Figure 2** shows the top 10 export companies' performance in the month of November 2025. Ugacof (U) Ltd had the highest market share of 17.25% compared to 12.44% in October 2025. It was followed by Kyagalanyi Coffee Ltd 8.42% (8.99%), Touton Uganda Limited 8.03% (6.86%), Export Trading Company (U)Ltd 7.11% (5.97%), Iber Coffee Ltd 6.54% (5.73%), Ideal Quality Commodities Ltd 3.93% (5.93%), JKCC General Supplies Ltd 3.81% (3.78%), DRK General Merchants Ltd 3.63% (2.43%), Kawacom (U)Ltd 3.54% (5.51%) Ibero (U) Ltd 3.40% (3.34%) *\*The figures in brackets represent percentage market share held in October 2025.* The top 10 exporters held a market share of 65% higher 64% the previous month reflecting competition at exporter level. Out of the 76 exporters who exported, 28 exported Robusta Coffee only while 18 exported Arabica coffee only. **Annex 1** shows a detailed list of exporters' performance in October 2025

**Figure 2: Top 10 Exporting Companies by percentage market share**



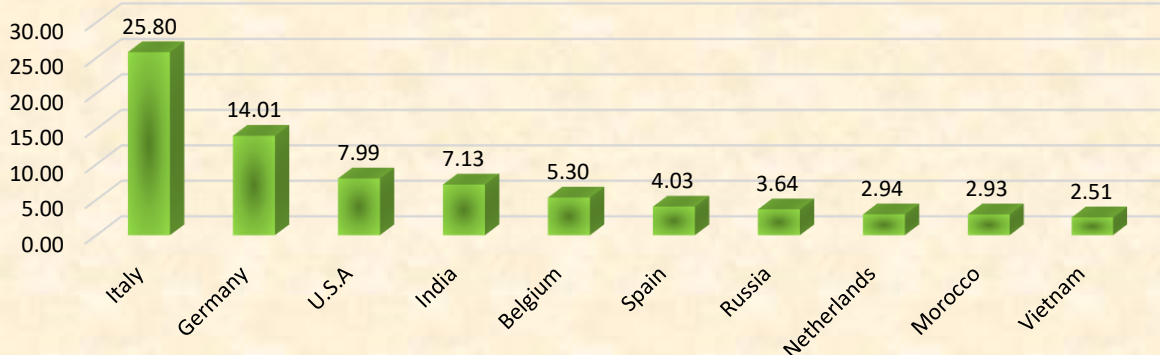
#### 4. Coffee Exports By Destination

The destinations of Uganda's coffee exports during the month of November 2025 are shown in **Fig 3** (details in **Annex 2**). Italy remained with the highest market share of 25.80% compared to 26.22% last month. It was followed by Germany 14.01% (10.67%), USA 7.99% (4.54%), India 7.13% (6.62%), and Belgium 5.30% (2.84%). *\*The figures in brackets represent percentage market share held in October 2025.* The first 10 major destinations of Uganda coffee took a market share of 76.29% compared to 74.66% the previous month. Coffee exports to African countries totaled 55,671 bags, a market share of 9% compared to 108,540 bags (16%) the previous month. African countries that imported Uganda coffee included; Morocco, Algeria, Sudan, Tunisia, South Africa, Kenya, Egypt and Senegal. Europe remained the main destination for Uganda's coffees with a 67% import share, higher than 63% in October 2025.

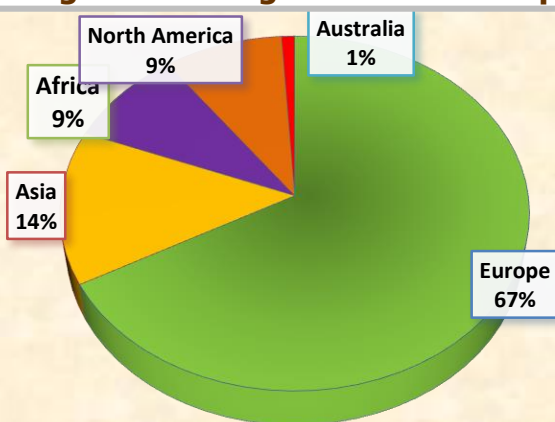
#### 5. Foreign buyers of Uganda Coffee

**Annex 4** shows a list of Uganda coffee foreign buyers in November 2025. The top 10 buyers held a market share of 56.11% higher than 54.45% the previous month. Sucafina led with a market share of 17.422% compared to 17.44% in October 2025. It was followed by Touton SA with 8.08% (6.96%), Volcafe 5.62% (4.47%), Koninklijke Douwe Egberts 4.87% (3.60%), Bernhard Rothfos 4.06% (3.95%), Ecom Agro Industrialist 4.05% (6.26%); Olam International 3.50% (6.19%), Louis Dreyfus 3.36% (3.81%), Pacorini Silocaf 2.97% (0.74%) and Ngon Coffee 2.13% (2.67%); *The figures in brackets represent percentage marketshare held in October 2025.*


**Figure 3: Top ten export destinations by percentage market share**



**Figure 4: Percentage share of Uganda's coffee imported by continent**



**Figure 5: Top ten buyers by percentage market share**



## 6. Global Situation

World coffee production for 2025/26 is forecast 3.5 million bags higher than the previous year to a record 178.8 million due to continued recovery in Vietnam and record output in Indonesia and Ethiopia, more than compensating for losses in Brazil and Colombia. World coffee bean exports are forecast 2.3 million bags higher to 123.8 million as gains from Vietnam, Indonesia, and Honduras more than offset losses from Brazil and Colombia. With global consumption continuing to rise to a record 173.9 million bags, ending stocks are expected to drop for a fifth-consecutive year to just 20.1 million bags. In response, coffee prices as measured by the International Coffee Organization (ICO) monthly composite price index have nearly tripled during this period. (United States Department of Agriculture, Coffee: World Markets and Trade report-December 2025).

## 7. Local Situation

During the month of November 2025, farm gate prices ranged from UGX 6,500-7,000 per kilogram of Kiboko (Robusta dry cherries); UGX 14,000-15,000 for FAQ (Fair Average Quality); UGX 16,000-17,000 for Arabica Parchment; and UGX 16,000-17,000 per kilogram for Drugar. Robusta Kiboko averaged UGX 6,750 per kilogram lower than UGX 7000, Robusta FAQ averaged UGX 14,750 higher than UGX 14,500 per kilogram, Arabica parchment UGX 16,500 per kilogram, higher than UGX 14,500 per kilogram the previous month. Drugar UGX 16,500 per kilogram higher than UGX 14,500 per kilogram the previous month.

## 8. Coffee Consumption and Promotional Activities

During the month (20<sup>th</sup> -21<sup>st</sup> November 2025 ), MAAIF participated in the Coffee and Tea expo in Cairo Expo that was organized by the Uganda Tourism Board to promote coffee exports to Egypt, a key target market due to its strategic location, large population , strong coffee-drinking culture, and high tourist inflows. The team showcased Ugandan coffee and presented investment opportunities in the coffee sector to interested Egyptian investors. The expo highlighted the growing demand for coffee and the need to increase production to meet expanding market opportunities. Comparatively, Egypt receives about 16 million tourists annually, indicating strong demand for food and beverage products such as coffee. The Ugandan Embassy in Egypt is positioning Uganda as a complementary tourist destination, which is expected to boost Tourism and increase coffee consumption from its source. The Cairo Expo that will be held annually, is expected attract coffee exporters to participate and engage directly with buyers, hence securing business contracts.

## 9. Coffee Development Activities

During the month, farmer capacity building remained a core focus across all regions, with 179 trainings conducted on coffee rehabilitation, soil fertility management, pest and disease control, post-harvest handling, climate change adaptation, and coffee farming as a business. The trainings reached 5,370 farmers, including 4,350 men and 1,020 women, as well as 670 youth, 40 persons with disabilities, and 820 elderly farmers. Demand for training was high, driven by improved coffee prices and access to fertilizer support. Farmers showed strong interest in coffee rehabilitation, fertilizer use, and managing key pests such as the Black Coffee Twig Borer, with practical demonstrations proving particularly effective in knowledge retention.

Trainings were complemented by 311 farm visits and inspections, reaching 1,255 farmers (970 men and 255 women). These visits provided tailored, on-site technical support focusing on coffee rehabilitation practices, fertilizer application, pest and disease management, soil and water conservation, and quality control during post-harvest handling.

To promote evidence-based soil fertility management, about 94 soil samples were collected and analyzed from 82 farmers. Farmers appreciated the link between soil testing and efficient fertilizer use. Fertilizer distribution was a major intervention supporting coffee rehabilitation and soil health. 37,200 bags of Fertiplus organic fertilizer (25kg each) were distributed to about 9,400 farmers. The exercises were officially launched with district leadership, enhancing transparency and farmer confidence. Farmers were trained on correct application methods, timing, and integration with compost, with fertilizer support closely linked to compliance with coffee stumping requirements.

Coffee rehabilitation efforts emphasized the stumping of old trees to rejuvenate productivity. An estimated 278,000 coffee trees were stumped by 900 farmers, rehabilitating over 500 acres. While some resistance to stumping persists, farmers who adopted the practice reported improved plant vigor and better prospects for pest management.

In addition, approximately 1.2 million CWDr coffee plantlets were distributed and planted, supporting about 7,400 farmers in establishing new gardens and replacing old stock.

Beyond farm-level interventions, strong emphasis was placed on quality control and regulatory compliance across the coffee value chain. A total of 564 value chain actors (VCAs) were inspected, including hullers, buying stores, wash stations, roasters, new factories, and a grading facility. Thirteen VCA trainings were conducted, reaching 1,161 participants. Furthermore, 565 VCAs were licensed, while 79 were sealed and four apprehended or prosecuted for malpractices, reinforcing standards and safeguarding coffee quality.

## 10. Outlook for December 2025

Uganda's Coffee exports are projected to reach 500,000 60- kilo bags in December 2025. The main harvest season in parts of Central and Eastern Regions will be at the tail end.

Annex 1: List of Coffee Exporters and their Market Shares: November 2025

			QUANTITY		PERCENTAGE MARKET SHARE		
			(Bags)				
EXPORTING COMPANY			Robusta	Arabica	Total	Individual	Cumulative
Total			510,091	130,237	640,328	100	
1	Ugacof (U) Ltd	1	82,061	28,364	110,425	17.25	17.25
2	Kyagalanyi Coffee Ltd	2	30,564	23,359	53,923	8.42	25.67
3	Touton Uganda Limited	3	42,341	9,100	51,441	8.03	33.70
4	Export Trading Company (U) Ltd	5	45,510		45,510	7.11	40.81
5	Jber Coffee Ltd	7	41,538	350	41,888	6.54	47.35
6	Ideal Quality Commodities Ltd	6	24,408	734	25,142	3.93	51.28
7	JKCC General Supplies Ltd	9	23,381	986	24,367	3.81	55.08
8	Drk General Merchants Ltd	14	23,270		23,270	3.63	58.71
9	Kawacom (U) Ltd	8	19,149	3,546	22,695	3.54	62.26
10	Ibero (U) Ltd	12	19,207	2,573	21,780	3.40	65.66
11	Olam Uganda Ltd	4	19,509	1,644	21,153	3.30	68.96
12	Sena Indo Uganda Limited	11	14,204	3,690	17,894	2.79	71.76
13	Sukuma Commodities Limited	13	12,379	1,640	14,019	2.19	73.95
14	Louis Dreyfus Company (U) Ltd	10	12,971		12,971	2.03	75.97
15	Ankole Coffee Producers Coop Union Ltd	17	11,790		11,790	1.84	77.81
16	Black House Trading Co. Limited	15	10,202		10,202	1.59	79.41
17	Besmark Coffee Company Limited	18	2,672	5,918	8,590	1.34	80.75
18	Coffee World Ltd	30	6,460	2,003	8,463	1.32	82.07
19	Mj Nutrition	19	7,757		7,757	1.21	83.28
20	Commodity Solutions (U) Ltd	20	5,529	1,920	7,449	1.16	84.45
21	Agri Evolve	21		7,292	7,292	1.14	85.58
22	Gisha Coffee Ltd	32	3,562	3,002	6,564	1.03	86.61
23	Drogo Commodities Limited	35	5,700		5,700	0.89	87.50
24	Rezlex Investment Ltd	29	2,337	2,694	5,031	0.79	88.29
25	Grainpulse Ltd	44	2,820	1,954	4,774	0.75	89.03
26	Equatorial Beans Factory Ltd	26		4,632	4,632	0.72	89.75
27	Aroma Commodities Limited	31	1,870	2,560	4,430	0.69	90.45

**Annex 2: List of Coffee Exporters and their Market Shares: NOVEMBER 2025**

	Exporting Company	POSITION HELD IN OCTOBER	QUANTITY (Bags)		Percentage Market Share		
			Robusta	Arabica	Total	Individual	Cumulative
28	Rubanga Cooperative Society Ltd	23	3,688	668	4,356	0.68	91.13
29	Abbarci Industries Limited	22	3,817		3,817	0.60	91.72
30	Darley Investments Ltd	25	2,083	1,692	3,775	0.59	92.31
31	Kaweri Coffee Plantation	28	3,614		3,614	0.56	92.88
32	Banta African Coffee Limited		3,340		3,340	0.52	93.40
33	Superbia International Coffee Trade Ltd		2,992		2,992	0.47	93.87
34	Noble Commodities (U) Ltd	24	1,336	1,280	2,616	0.41	94.27
35	Bugisu Coop Union Ltd	46		2,440	2,440	0.38	94.65
36	Rhino Seeds Africa Limited	33	900	1,500	2,400	0.37	95.03
37	Zigoti Coffee Works Ltd		2,328		2,328	0.36	95.39
38	Bakwanye Trading Co. Ltd	36		2,108	2,108	0.33	95.72
39	Deluxe Commodities-smc Limited	27	654	1,280	1,934	0.30	96.02
40	The Edge Trading (U) Ltd		960	974	1,934	0.30	96.33
41	Wendi Farms Uganda Limited		1,734		1,734	0.27	96.60
42	Discovery Trading Limited	37	1,320	320	1,640	0.26	96.85
43	Pra Exports Uganda Limited	34	1,500		1,500	0.23	97.09
44	Farm Truck Logistics & Supplies Ltd	41		1,433	1,433	0.22	97.31
45	Fourhand Global Limited		700	350	1,050	0.16	97.48
46	Nakana Coffee Factory Ltd		1,014		1,014	0.16	97.63
47	Cicu Trading Uganda Ltd		1,002		1,002	0.16	97.79
48	Kwezi Coffee Limited	47		960	960	0.15	97.94
49	Ishaka Quality Commodities Ltd		900		900	0.14	98.08
50	Banyankole Coffee Services	45	720		720	0.11	98.19
51	Totongi Coffee Co. Ltd	48		688	688	0.11	98.30
52	Asala Coffee Trading (U) Sms Limited	51	684		684	0.11	98.41
53	Brewfinity Uganda Limited	49	334	334	668	0.10	98.51
54	Makubuya & Makubuya Company	61		668	668	0.10	98.62



Annex 2: List of Coffee Exporters and their Market Shares: NOVEMBER 2025

Exporting Company	POSITION HELD IN OCTOBER	QUANTITY (Bags)		Percentage Market Share		
		Robusta	Arabica	Total	Individual	Cumulative
55 Creamland Coffee (U) Limited		640		640	0.10	98.72
56 Friends Of Mothers Initiative Ltd	52		640	640	0.10	98.82
57 Mt Elgon Agroforestry Communities	65		640	640	0.10	98.92
58 Rayem Group	53	640		640	0.10	99.02
59 The Coffee Gardens Limited			640	640	0.10	99.12
60 Noble Choice Limited	39		610	610	0.10	99.21
61 White Nile Exports Ltd		50	537	587	0.09	99.30
62 Bufumbo Organic Farmers Association			470	470	0.07	99.38
63 Ndugu Farmers		350		350	0.05	99.43
64 Harvest Of Hope			334	334	0.05	99.48
65 Bukonzo Organic Farmers Cooperative Union			320	320	0.05	99.53
66 Emirundi Trade Co. Ltd	38	320		320	0.05	99.58
67 Karaz Coffee Factory		320		320	0.05	99.63
68 Kasiita Coffee Solutions Limited		320		320	0.05	99.68
69 Lunar Coffee			320	320	0.05	99.73
70 Mbale Importers & Exporters Ltd			320	320	0.05	99.78
71 Uganda Coffee Farmers Alliance		320		320	0.05	99.83
72 Xag Coffee Exporters	56		320	320	0.05	99.88
73 Yool International Ltd		320		320	0.05	99.93
74 Mountain Harvest Smc Limited			319	319	0.05	99.98
75 Step Soluable Limited			95	95	0.01	100.00
76 Wakanda Coffee And Grains Uganda Ltd			16	16	0.00	100.00

Annex 3: Main Destinations of Uganda Coffee by Type in November 2025							
DESTINATION		POSITION HELD IN OCTOBER	QUANTITY(60kgbags)		%AGE MARKET SHARE		
			Robusta	Arabica	Total	Individual	Cummlat
Total			510,091	130,237	640,328	100	
1	Italy	1	144,765	20,454	165,219	25.80	25.80
2	Germany	2	74,215	15,505	89,720	14.01	39.81
3	U.S.A	6	14,852	36,318	51,170	7.99	47.81
4	India	4	40,415	5,270	45,685	7.13	54.94
5	Belgium	11	20,066	13,897	33,963	5.30	60.24
6	Spain	9	21,268	4,534	25,802	4.03	64.27
7	Russia	13	21,172	2,153	23,325	3.64	67.92
8	Netherlands	12	16,008	2,793	18,801	2.94	70.85
9	Morocco	8	18,748		18,748	2.93	73.78
10	Vietnam	10	16,050		16,050	2.51	76.29
11	Algeria	3	13,421	1,293	14,714	2.30	78.58
12	Sudan	7	12,950		12,950	2.02	80.61
13	U.A.E	15	10,927	1,154	12,081	1.89	82.49
14	Greece	18	10,762	1,018	11,780	1.84	84.33
15	Poland	14	9,668	1,054	10,722	1.67	86.01
16	Switzerland	5	9,154	1,320	10,474	1.64	87.64
17	Latvia	20	4,350	4,965	9,315	1.45	89.10
18	China	17	3,910	5,178	9,088	1.42	90.52
19	Portugal	16	7,378	1,332	8,710	1.36	91.88
20	United Kingdom	25	6,040	960	7,000	1.09	92.97
21	Slovenia	19	6,660		6,660	1.04	94.01
22	Tunisia	26	5,662		5,662	0.88	94.89
23	Turkey	23	2,804	1,708	4,512	0.70	95.60
24	Canada	33	2,356	1,972	4,328	0.68	96.28
25	Israel	22	4,313		4,313	0.67	96.95
26	Australia	24	3,291	320	3,611	0.56	97.51
27	Mexico		3,200		3,200	0.50	98.01



Annex 3: Main Destinations of Uganda Coffee by Type in November 2025

Destination		POSITION HELD IN OCTOBER	QUANTITY (60kg Bags)		%Age Market Share		
			Robusta	Arabica	Total	Individual	Cumulative
28	France		2,760		2,760	0.43	98.44
29	South Africa	28	999	1,600	2,599	0.41	98.85
30	Sweden	21		1,927	1,927	0.30	99.15
31	South Korea	27	320	960	1,280	0.20	99.35
32	Saudi Arabia	29		960	960	0.15	99.50
33	Kenya	31		680	680	0.11	99.61
34	Ireland	41	333	333	666	0.10	99.71
35	Taiwan			395	395	0.06	99.77
36	Egypt	40	316	34	350	0.05	99.83
37	Albania		320		320	0.05	99.88
38	Lebanon	36	320		320	0.05	99.93
39	Senegal		318		318	0.05	99.98
40	Japan	35		150	150	0.02	100.00

# Annex 4: List of Foreign Coffee Buyers during the Month of November 2025

BUYERS		POSITION HELD OCTOBER		QUANTITY (60kg bags)		%AGE MARKET SHARE	
			Robusta	Arabical	Total	Individual	Cumulative
<b>Total</b>			<b>510,091</b>	<b>130,237</b>	<b>640,328</b>	<b>100</b>	
1	Sucafina	1	82,381	29,324	111,705	17.44	17.44
2	Touton SA	2	42,341	9,420	51,761	8.08	25.53
3	Volcafe	5	17,422	18,584	36,006	5.62	31.15
4	Koninklijke Douwe Egberts	8	31,214		31,214	4.87	36.03
5	Bernhard Rothfos	6	23,437	2,573	26,010	4.06	40.09
6	ECOM Agroindustrialst	3	22,419	3,546	25,965	4.05	44.14
7	Olam International	4	20,789	1,644	22,433	3.50	47.65
8	Louis Dreyfus	7	19,895	1,630	21,525	3.36	51.01
9	Pacorini Silocaf	23	19,024		19,024	2.97	53.98
10	Ngon Coffee	9	13,650		13,650	2.13	56.11
11	Eurocaf Srl	29	13,360		13,360	2.09	58.20
12	Vidya Herbs Ltd		9,017	1,670	10,687	1.67	59.87
13	Strauss	10	6,753	3,240	9,993	1.56	61.43
14	Indus Coffee		9,139		9,139	1.43	62.85
15	Stonex		2,640	5,694	8,334	1.30	64.16
16	G.Bijdendijk B.V	21	6,434	1,696	8,130	1.27	65.43
17	Dek	13	7,200		7,200	1.12	66.55
18	ETG Commodities		7,013		7,013	1.10	67.64
19	Tomoca Labelle		6,680		6,680	1.04	68.69
20	To Order	14	5,062	1,280	6,342	0.99	69.68
21	Vayhan Coffee	20	4,720	1,500	6,220	0.97	70.65
22	Sri Narasus Coffee	17	5,550		5,550	0.87	71.52
23	CFM Skills Prive		5,344		5,344	0.83	72.35
24	Epe Cetrade	12	5,074		5,074	0.79	73.14
25	Altasheel	19	4,900		4,900	0.77	73.91
26	Luigi Lavazza		4,680		4,680	0.73	74.64
27	American Coffee Corp			3,980	3,980	0.62	75.26
28	Tropical Farm		3,930		3,930	0.61	75.88
29	Sds LLC		3,918		3,918	0.61	76.49
30	Others		106,105	44,456	150,561	23.51	100.00

Tel: +256 312-260470  
 Email: [info@ugandacoffee.go.ug](mailto:info@ugandacoffee.go.ug)  
 website  
[www.ugandacoffee.go.ug](http://www.ugandacoffee.go.ug)  
 November 2025